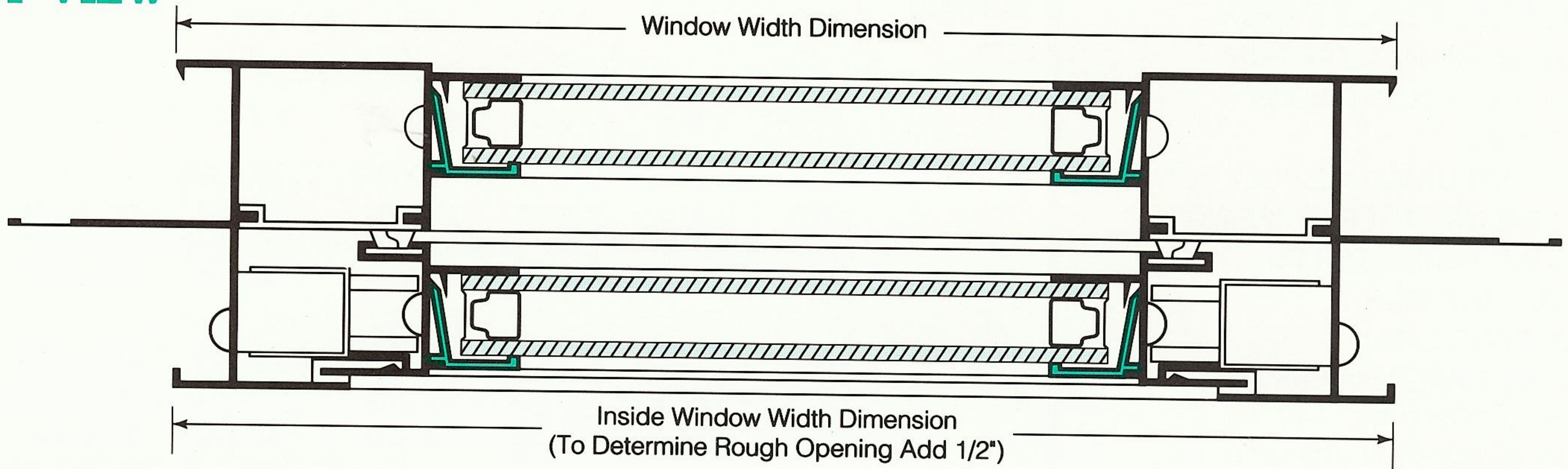


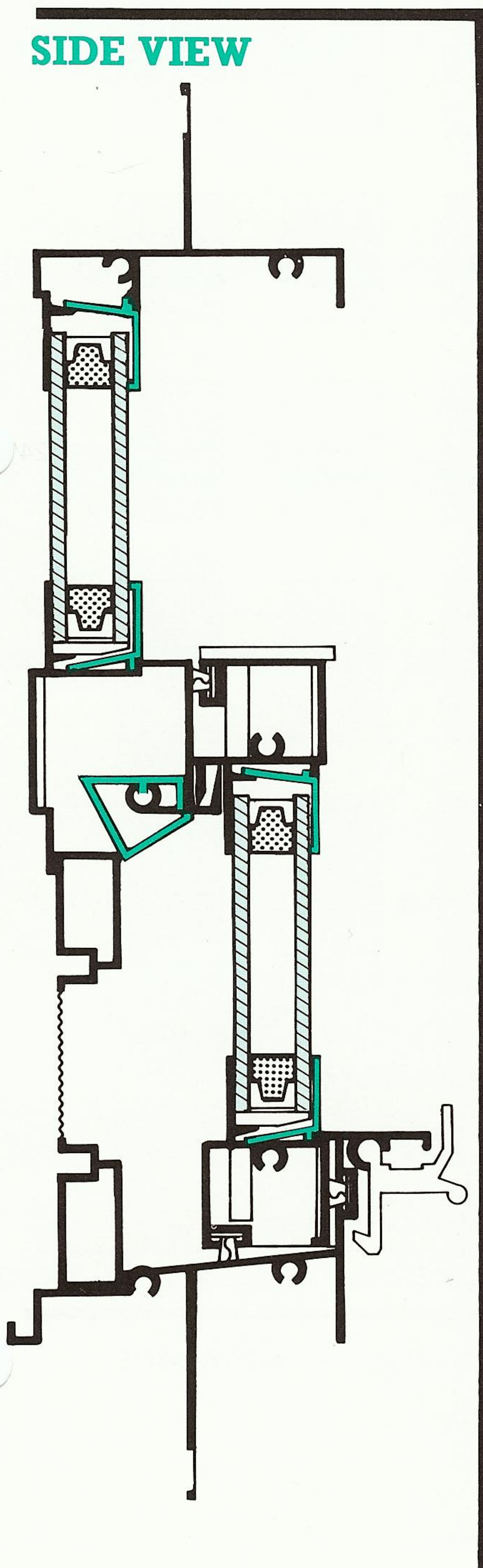
SERIES C-1650 Single Hung Primary Windows




TOP VIEW



SIDE VIEW



- Vinyl Glazing Bead
- Glass
- Aluminum



The Columbia Single Hung Primary Window is designed for single dwellings, thru multi-family units. Columbia has the industry's finest constructed, most attractive and versatile single hung primary window.

SPECIFICATIONS

GENERAL: The series C-1650 DH-R20 shall comply and bear the quality certification label in accordance with the ANSI/AAMA Certification Program.

MATERIAL: Window frames and sash members shall be of 6063-T5 extruded aluminum alloy within commercial tolerances. Integral fins to have suitable break-off and nailing grooves.

FINISH: Windows to be finished in natural aluminum extruded mill finish. Bronze or white acrylic electrostatically applied enamel finish available if specified.

CONSTRUCTION: All joints of frame and sash members shall be neatly fitted, securely connected and permanently water tight. Frames shall have step point construction for maximum rigidity. Both frames and sash members shall use an extruded screw boss that is an integral part of the extruded section. The operating sash shall interlock at both meeting rail and sill. The operating sash shall be easily removable from inside and not removable when in locked position. Mullions to be furnished as required.

WEATHERSTRIPPING: Weatherstripping shall be silicon treated, fungus, mildew and moth resistant high performance poly bond fin seal around the complete perimeter of the operating sash with a permanent poly fin in the middle of the poly pile to minimize air infiltration. Vertical stiles are weatherstripped. The poly pile weatherstripping shall use a poly bond backing to insure against shrinkage. Bottom sash rail is also furnished with a vinyl seal for double protection.

HARDWARE: Window shall be factory equipped with an automatic lock made of non-corrosive material.

SCREENS: Screens shall be available on all windows and shall be installed or removed from inside. Screen frames shall be aluminum sections securely joined at the corners. Screen cloth shall be 18X16 mesh fiberglass. Aluminum wire available at an extra cost.

INSTALLATION: All window and door frames shall be set in accordance with the manufacturer's recommendations without springing, forcing or distorting. Head and sill shall be aligned parallel and square with jambs. A non-hardening sealant compatible with aluminum shall be provided by the window erector, and applied in sufficient quantity to provide a watertight seal between window and surrounding construction.

Manufacturer assumes no liability for damage by the trades or final cleaning of aluminum.

GLAZING: All windows shall be glazed with clear 1/2" dual insulated glass, set in a butyl tape and secured with vinyl glazing bead (inside glaze). Also available bronze tinted glass & muntin bars between the glass at an extra cost. The insulated glass shall be manufactured under the trade name "thermo cell" and shall meet or exceed ASTM E 773-83 and ASTM E 774-84A Class A.

SINGLE HUNG SERIES C-1650

Aluminum Windows With Insulated Glass

SIZES AND TYPES TO TAKE CARE OF ALL REQUIREMENTS

SPECIAL FEATURES

- MINIMAL AIR INFILTRATION
- GREATLY REDUCES NOISE TRANSFER.
- HIGH PERFORMANCE POLY BOND FIN SEAL WEATHERSTRIPPING AROUND PERIMETER OF OPERATING SASH.
- OPERATING SASH AUTOMATICALLY LOCKS IN CLOSED POSITION.
- VINYL GUIDES ON VERTICAL RAIL OF OPERATING SASH ENSURE SMOOTH EVEN OPERATION.
- BLOCK AND TACKLE TYPE BALANCES FOR SMOOTH SASH OPERATION AND EASY SASH REMOVING.
- GLAZING INSULATED GLASS SET IN BUTYL TAPE AND SECURED WITH VINYL GLAZING BEAD (INSIDE GLAZE).
- DOUBLE WEATHER SEAL PROTECTION AT SASH BOTTOM RAIL.

COLUMBIA SERIES C-1650 SINGLE HUNG WINDOW IS DESIGNED TO ACCOMMODATE A SERIES #1620 CIRCLE TOP WINDOW. THE SERIES #1620 CIRCLE TOP WINDOW WILL STACK SELF MULLING ON TOP OF THE SERIES C-1650 SINGLE HUNG WINDOW.

NOMINAL SIZE	2'0"	2'4"	2'8"	3'0"	3'4"	3'8"	HEIGHT GLASS SIZE OPER.-FIXED
	1'11½"	2'3½"	2'7½"	2'11½"	3'3½"	3'7½"	
WINDOW DIMENSION WIDTH							
STANDARD DIVIDED LITES IF REQUIRED							
2'4"	2'3"	4/4	6/6	6/6	6/6	8/8	8/8 12"
3'0"	2'11"	4/4	6/6	6/6	6/6	8/8	8/8 16"
3'8"	3'7"	4/4	6/6	6/6	6/6	8/8	8/8 20"
4'0"	3'11"	4/4	6/6	6/6	6/6	8/8	8/8 22"
4'4"	4'3"	4/4	6/6	6/6	6/6	8/8	8/8 24"
5'0"	4'11"	4/4	6/6	6/6	6/6	8/8	8/8 28"
6'0"	5'11"	4/4	6/6	6/6	6/6	8/8	8/8 34"
		20"	24"	28"	32"	36"	40"
		WIDTH GLASS SIZE OPERATING-FIXED					

YOUR ASSURANCE OF QUALITY WINDOWS & DOORS



Columbia
Aluminum Windows and Doors.

1600 N. Jackson • Kansas City, MO 64120 • (816) 241-5800 • TOLL FREE, (800) 892-8703

Lindsborg, KS (913) 227-3351 • TOLL FREE, (800) 255-0174

Iola, KS (316) 365-3166 • TOLL FREE, (800) 362-0503

Pawnee, OK (918) 762-3001 • TOLL FREE, (800) 722-4144